

Beetle Boy  
Activity Book

Name.....

# Daily News

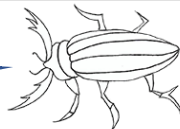
Headline

By-line


Picture

Picture

Don't forget to include an eye catching headline. A picture would be great too.



**Draw a picture of your favourite scene from the story**



## Create a storyboard

What would you like to happen next? What might happen in the next few scenes? Map them out here:


I hope you've included me Baxter, and lots of my beetle friends!



**Make a Wanted Poster for Lucretia Cutter**

# WANTED

**Name:**

**Crime:**

**Contact:**

**Reward:**




## Be a Beetle Spotter

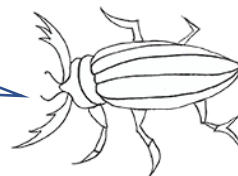
When you are out and about look around you for beetles:

- Look in the undergrowth
- Look in gardens,
- Look along the base of walls and hedges
- Look under trees.


Take photos if you can or look closely and make a quick sketch and notes when you get home and draw what the beetle looked like, where you spotted it and what you noticed.



if you spot lots of beetles you will need a special notebook!



# Amazing Beetle Facts!



© 2013 Encyclopædia Britannica, Inc.

1.

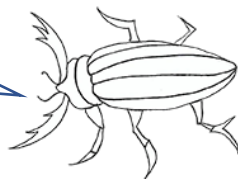
2.

3.

4.

5.

I think we're pretty awesome – but not everyone seems to agree!

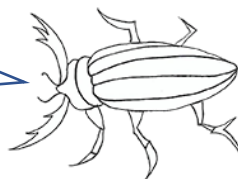


# Beetle collection

Which beetles did you find most interesting? The sparkly jewel beetle, the incredibly strong dung beetle or the super-fast tiger beetle?

Draw and label your own selection here:





Don't forget to include a rhinoceros beetle like me!





**Tell a friend about the story**

What 3 things would you tell a friend about this story?



Well done !

