

## Activity Book



Name .....

**How does Tom feel at the beginning of the story?**


**What do other people think of Tom's story about seeing a lion?**




**Name.....**



**Name .....**



**Name .....**



**Name .....**




**Name .....**

## Key scenes in the story



**I chose this scene because.....**



**I chose this scene because.....**

# Newspaper report


## Lion in the Playground!

The form is a large rectangle with a black border. It is divided into several sections:

- A wide horizontal section at the top, intended for a headline or sub-headline.
- A vertical line on the left side, creating a narrow column.
- A horizontal line across the middle, creating two rows.
- In the bottom-left corner of the left column, there is a rectangular box for an image.
- In the top-right corner of the right column, there is a rectangular box for an image.

## **Tell a friend about the story**

Read this book if.....



# Mountain Lion Factfile

Use the links on the activity page to find out information



**1.**

**2.**

**3.**

**4.**

**5.**

**6.**