


Activity Booklet

Name

Meet the characters

Draw pictures and write words or a sentence to introduce each character


Mink



Introduce Mink

.....
.....
.....
.....

Gabriel




.....
.....
.....

Rainbow



.....
.....
.....

Rodentia



.....
.....
.....

Make an animal alphabet

A.....

B.....

C.....

D.....

E.....

F.....

G.....

H.....

I.....

J.....

K.....

L.....

M.....

N.....

O.....

P.....

Q.....

R.....

S.....

T.....

U.....

V.....

W.....

X.....


Y.....

Z.....

Use your own ideas, look back at the story, or do some research

My favourite scene from the story

Draw your favourite scene



Decorate a medal for bravery and kindness for Mink



Write a diary

Imagine you are Mink - Write in your diary about what happened after you met Gabriel

**Write a news report about the great animal escape
from Mr Spit's collection**

*Think of an eye catching headline, include a picture and perhaps an
interview with one of the animal characters*

The form is a large rectangle with a horizontal line near the top, creating a wide header space. A vertical line runs down the left side, starting from the horizontal line and extending to the bottom. This layout provides space for a headline in the header, a main body of text on the left, and two designated areas for images or illustrations: one in the upper right and one in the lower left.

